



Maritime Network and Bandwidth Management

Simplify your connections

Increase your speed

Expand your options

Control your communications



COMMBOX™
EDGE

Connectivity, Simplified

Advanced, Scalable Network Management for Communications at Sea

Your vessel deserves a communications network that meets your demanding standards and simplifies your connections. KVH's CommBox Edge Communications Gateway simplifies your vessel's modern multi-orbit, multi-channel connectivity using premier, intuitive network and bandwidth management. CommBox Edge delivers outstanding performance for onboard communications using a versatile, secure and measurably faster SD-WAN architecture with cloud management.



Optimize Your Performance

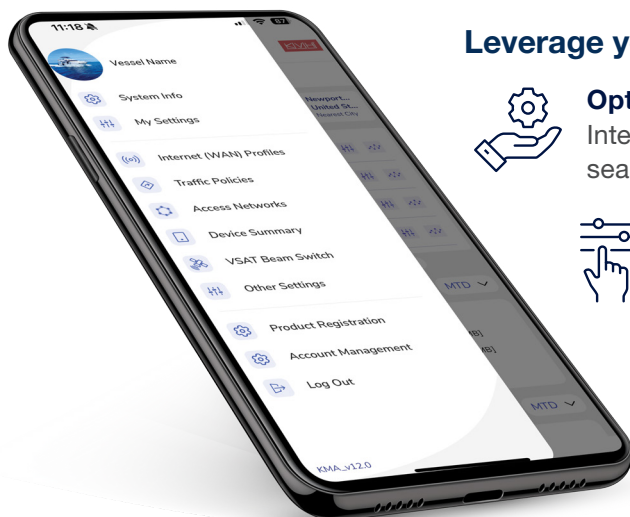
Create an onboard network that meets your most demanding requirements with multiple easy-to-use and powerful channel management and bonding capabilities:

- ✓ Configure dynamic data and WAN usage rules and quotas for granular communications control
- ✓ Easily create multiple LANs to support operations, owners, crews, IoT, guests, and more securely
- ✓ Control which channels are used and when with WAN prioritization
- ✓ Make full use of multiple WANs simultaneously through connection bonding and balancing
- ✓ Multiply your connection speeds with advanced connection bonding to combine multiple WANs

The Features You Need to Create Your Perfect Network

The CommBox Edge features provide core functionality or advanced controls, based on your unique needs.

Features		
✓ Max. 12 WAN Connections	✓ Standard Bonding (<i>Load Balancing</i>)	✓ WAN Prioritization
✓ Max. 30 LAN Connections	✓ Advanced Bonding	✓ Configurable WAN Quotas
✓ Content Filtering per LAN & Device	✓ VPN (<i>Enterprise Extension</i>)	✓ Secure Remote Access (<i>Device Level</i>)
✓ Firewall	✓ High-speed VPN Links (<i>PEP</i>)	✓ Events Alerting
✓ Deep Packet Inspection	✓ Configurable POP Egress (<i>US or UK</i>)	✓ Crew Portal & Allocations



Leverage your onboard communications with:



Optimization

Integrate VSAT, Starlink, OneWeb, 5G/LTE, Wi-Fi, and more seamlessly with the CommBox Edge 6 and Edge 2 appliances



Control

Enjoy flexible data and user management, remote access, and security via CommBox EdgeOS



Visibility

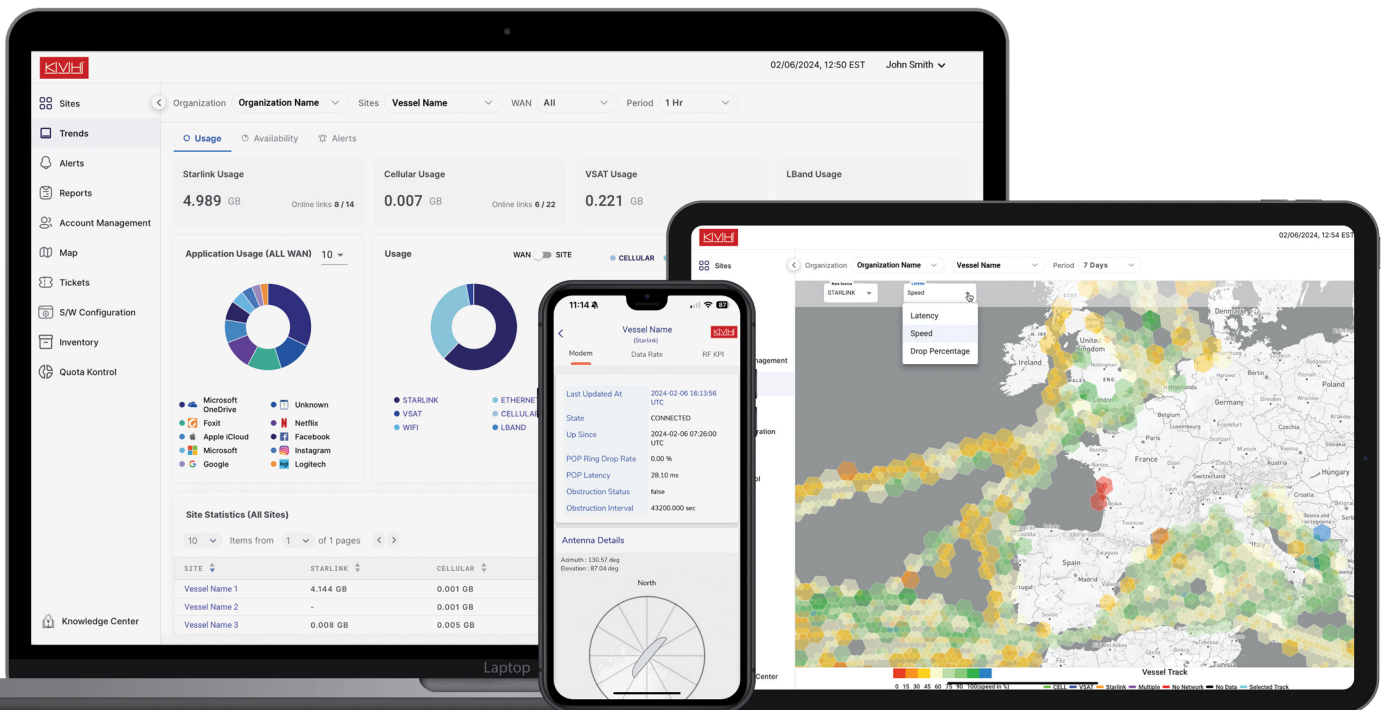
Rely on real-time reporting via the intuitive, CommBox Edge Cloud Portal

Onboard Edge Computing Designed for Marine Use

CommBox Edge offers a powerful on-vessel addition to your network infrastructure. Integrate and manage all of your onboard connectivity with maritized solid-state design and high-availability configurations.



Edge Cloud Portal, EdgeOS, and the CommBox Edge App



Versatile Tools to Deliver Unified Dynamic Global Control

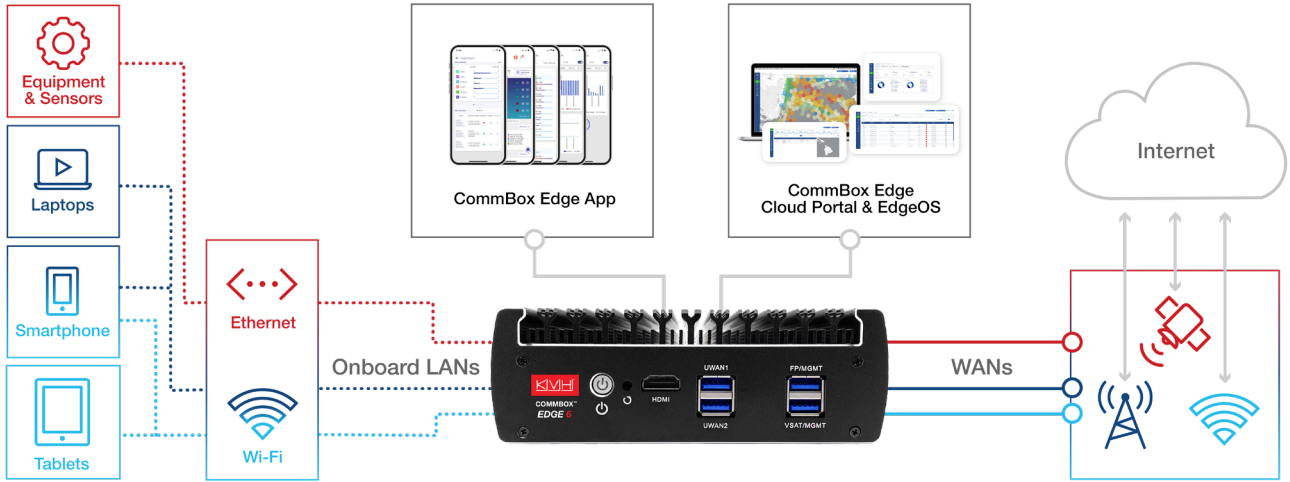
With cloud-based content, a mobile-friendly user interface, and powerful toolsets, the CommBox Edge services bring instant scalability to your network with features including:





<ul style="list-style-type: none"> WAN, LAN, and usage quota rules 	<ul style="list-style-type: none"> Data usage management and real-time reporting
<ul style="list-style-type: none"> Device configuration and traffic control policies 	<ul style="list-style-type: none"> Starlink data, network, and management tools
<ul style="list-style-type: none"> WAN selection 	<ul style="list-style-type: none"> Crew data allocations
<ul style="list-style-type: none"> Bandwidth bonding 	<ul style="list-style-type: none"> Mobile-friendly access

Discover more features and benefits at kvh.com/edge

Highly Configurable Design Offers the Ultimate IT Toolset

CommBox Edge's flexible design supports multiple WANs and LANs for operations and crew use, device networking and IoT, and more with easy cloud-based controls.



CommBox Edge 6		CommBox Edge 2	
			
Front View	Back View	Front View	Back View
Manage up to 12 WAN sources 6.1" x 5.0" x 2.1" / 15.5 x 12.7 x 5.3 cm +12 VDC (50W Max); 100-240 VAC, 50-60 Hz (AC/DC Power Supply Included)		Manage up to 12 WAN sources 4.4" x 3.4" x 1.4" / 111 x 85 x 35 mm +12 VDC (50W Max); 100-240 VAC, 50-60 Hz (AC/DC Power Supply Included)	
Both systems offer: <ul style="list-style-type: none"> • Cloud-managed user interface with real-time metering and analysis • WAN combination and control with advanced routing and channel bonding • Network management with deep packet inspection, traffic policies, and VPN • Available as part of a KVH AgilePlans® subscription 			

KVH OneCare™: Premium Support When You Need It, Worldwide

When you choose CommBox Edge, you get KVH's premier service and support around the globe. KVH OneCare offers the industry's most comprehensive array of services, all designed to support your unique needs and ensure maximum uptime for vessels and yachts equipped with KVH's CommBox Edge Communications Gateway.

Work with our Professional Services team to design the best possible networking solution for your vessel or yacht.

And rely on our 24/7/365 technical support team and worldwide field service experts to keep you always connected. Learn more at kvh.com/onecare.



World Headquarters
 KVH Industries, Inc. · Middletown, RI U.S.A.
 +1.401.847.3327 · info@kvh.com

EMEA Headquarters
 KVH Industries A/S · Birkerød, Denmark
 +45.45.160.180 · info@emea.kvh.com

Asia-Pacific Headquarters
 KVH Industries Pte Ltd. · Singapore
 +65.6513.0290 · info@apac.kvh.com